



# FS Newsletter

Friday 22nd November 2024

## Communication and Language

Stories and books we have enjoyed this week!



## Literacy

Our focus story this week was A Dark, Dark Tale. We thought what might be in hiding in the box at the end of the story and ideas ranged from rabbits to trains. In drawing club we drew one of the characters and then later in the week we thought about another character that might be hiding in the house. Ideas included bats, spiders and cats, with the odd cow and pig! New vocabulary included; velvety, important, pestering, immediately, glum, properly, furious and desperately. In phonics this week we have been recapping the sounds. We will continue to consolidate our blending and segmenting skills.

## At home you could try:

- Reading the words attached and spotting sounds when out and about.
- Using lego, building blocks or paper squares to make different arrangements for 3, 4 and 5 e.g for 3 this could be 2 square on top of each other and one at the side. Are there any other arrangements?
- Practicing forming the letters shapes – c, a, o, remembering the anticlockwise direction.
- Practising play lines and songs

## Notes for Parents

It's been a very chilly week! Please ensure that your child has a warm coat, hat and gloves or mittens in school. Please remember that if your child is struggling putting gloves on to provide them with mittens instead as it helps them to be more independent.

Just a reminder that the nurse is due to be in on Tuesday 26<sup>th</sup> November for vision screening. Don't forget we will be doing two performances, one on the 10<sup>th</sup> Dec and another on the 12<sup>th</sup> Dec. Please remember that costumes are due in on Monday 2<sup>nd</sup> Dec. As always, don't forget to check the 'Be the Teacher' time table to see when it is your child's slot.

**Have a great weekend**

**The Foundation Team**

## Maths

This week's activities have focused on composing and decomposing numbers. We have been investigating part-part-whole relationships e.g seeing that 3 can be composed of 1 and 2 etc. We have been using the sentence stems ..... is a part,..... Is a part, the whole is ..... So for 4 we could say 3 is a part and 1 is a part, the whole is 4.



## Understanding the World

The children were excited to explore the ice on Wellie Wednesday. We talked about where it had come from and why water was reappearing. We went on to see if bubbles blown onto the ice would freeze and then later we used salt to see what happened and if we could make a hole in the ice with it.

## Expressive Arts and Design

We used the powder paints to create our own paint. We also explored what colours we could make with the primary colours: red, blue, yellow and white.

## Be the Teacher Timetable

Date	Child	Date	Child
Friday 29 <sup>th</sup> Nov	Amiyah	Friday 21 <sup>st</sup> March	Ella
Friday 6 <sup>th</sup> Dec	Grayson	Friday 28 <sup>th</sup> March	Chester
Friday 13 <sup>th</sup> Dec	Freya	Friday 25 <sup>th</sup> April	Prim
Friday 10 <sup>th</sup> Jan	Atticus	Friday 2 <sup>nd</sup> May	Ignacy
Friday 17 <sup>th</sup> Jan	Oscar	Friday 9 <sup>th</sup> May	Laycee
Friday 24 <sup>th</sup> Jan	Henry B	Friday 16 <sup>th</sup> May	Jake
Friday 31 <sup>st</sup> Jan	Olivia	Friday 23 <sup>rd</sup> May	Tabby
Friday 7 <sup>th</sup> Feb	Isabella	Friday 6 <sup>th</sup> June	Kemal
Friday 14 <sup>th</sup> Feb	Mazie	Friday 13 <sup>th</sup> June	Willow
Friday 28 <sup>th</sup> Feb	Lilly	Friday 20 <sup>th</sup> June	Lottie
Friday 7 <sup>th</sup> March	Edric	Friday 27 <sup>th</sup> June	Cody
Friday 14 <sup>th</sup> March	Annie		

*I*  
*to*  
*no*

*the*  
*into*  
*go*

Start in the clouds- over the top and round

C



C

C



Start in the clouds – back over and round, up, down and flick

a



a


a

a



Start in the clouds- over the top and all the way round

0



Please get your child to practise sounding out these words. If your child is struggling to read the words please sound it out for them, read the word to them and then get them to repeat it. E.g. s-a-t then say sat. It is important that your child sounds the word out before saying the word.

can

• • •

sock

• • •

run

• • •

tell

• • •

bad

• • •

cot

• • •

dock

• • •

rim

• • •

had

• • •

beg

• • •

cap

• • •

dull

• • •

less

• • •

hut

• • •

off

• •

kid

• • •

neck

• • •

rag

• • •

but

• • •

puff

• • •