




ES Newsletter

Friday 11th October 2024

Communication and Language

Stories and books we have enjoyed this week!



Literacy

Our focus story this week was Goldilocks and the Three Bears. In drawing club the children drew a character from the story followed by the setting. Towards the end of the week we went on an adventure where the bears needed to follow a map to find Goldilocks' house. New vocabulary included; demolished, guzzle, slumber, piping hot, frosty, uneven, perfect, cramped. In phonics this week we learnt 5 new sounds: n, m, d, g and o. The children have also looked at the tricky words: l, the, to and into. Tricky words are words that the children just have to know, they cannot be segmented (sounded out) correctly. We will continue with these sounds and tricky words up until half term.

At home you could try:

- Finding two objects and deciding which is heavier and which is lighter. You could even try and create your own balance scales!



- Reading the words attached and spotting sounds when out and about.
- Practising putting on a coat and gloves.

Notes for Parents

We have had a fantastic week! We have now finished all the family boxes we have had in school. If your child has missed out on this there is still time! Please just send in some family photo's before half term. As the weather is turning more chilly please provide your child with a pair of gloves. If your child is not able to put their own gloves on please provide mittens for them.

Don't forget to check the time table attached to see when it is your child's 'Be the Teacher'. We will be taking part in Newbury Weekly News' first class edition. The photographer will be in school on **Monday 21st October**, if you do not want your child to take part please let a member of the EYFS team know.

Have a great weekend!

The Foundation Team

Maths

In maths this week we have been looking at the composition of 3 and 4. We have been using the Numberblocks to help us e.g. 2 and another 1 is 3 and looking at different ways of making 3 and 4.



At the end of the week we looked at comparing mass, using the language heavy and light.

Understanding the World

This week in PSED we have been thinking about our feelings. The children have been identifying when they have a particular feeling e.g. I am happy when....., I sometimes feel cross when....., I am excited when....It is really important that children are able to verbalise their feelings and how they know.

Expressive Arts and Design

The children have been building their own obstacle courses and rockets as well as role-playing doctors. They have been amethyst learners and working as a team! We have also been exploring colour and colour mixing.

Be the Teacher Timetable

Date	Child	Date	Child
Friday 18 th Oct	Emily	Friday 28 th Feb	Lilly
Thursday 24 th Oct	Henry W	Friday 7 th March	Edric
Friday 8 th Nov	Lucy	Friday 14 th March	Annie
Friday 15 th Nov	Teddy	Friday 21 st March	Ella
Friday 22 nd Nov	Evie	Friday 28 th March	Chester
Friday 29 th Nov	Amiyah	Friday 25 th April	Prim
Friday 6 th Dec	Grayson	Friday 2 nd May	Ignacy
Friday 13 th Dec	Freya	Friday 9 th May	Laycee
Friday 10 th Jan	Atticus	Friday 16 th May	Jake
Friday 17 th Jan	Oscar	Friday 23 rd May	Tabby
Friday 24 th Jan	Henry B	Friday 6 th June	Kemal
Friday 31 st Jan	Olivia	Friday 13 th June	Willow
Friday 7 th Feb	Isabella	Friday 20 th June	Lottie
Friday 14 th Feb	Mazie	Friday 27 th June	Cody

Encourage your child to sound out each word and then blend to read the word e.g a-t at, d-i-g dig
If your child struggles with this then model sounding out and blending and get them to repeat it back, sounding out first.

at
..

sat
...

tin
...

tan
...

pat
...

tap
...

nap
...

am
..

mat
...

map
...

dig
...

got
...

did
...

and
...

on
..

not
...

Start in the clouds- down to the runway, up, over, down and flick

n



n

n

n



Start in the clouds- down to the runway, up, over, up, over and flick

m



m

m



Start in the clouds- over the top and round, all the way up to the sky, back down to the runway, flick

d



g

Start in the clouds- over the top and round, up, down, below the runway and curl it round



g g

Start in the clouds- over the top and all the way round

0

