



# FS Newsletter

Friday 7<sup>th</sup> February 2025

## Communication and Language

Stories and books we have enjoyed this week!



## Literacy

This week our story was 'Who Sank The Boat'. The children wrote about one of the characters and then went on an adventure, extending the story by finding a way of stopping the boat from sinking e.g. adding balloons, a rubber ring etc.

This week in phonics we have been recapping all the sounds we have learnt so far and practicing spotting digraphs and trigraphs in words before reading them.

## At home you could try:

- Using objects to find different ways of making 6 and 7 using objects and arranging them into two groups.
- Reading the words attached, have a go at writing them too by sounding them out first.
- Have a go at making a ball out of dough and then making it into a boat – can you make it float? If you don't have dough, you could make your own using this recipe. <https://theimaginationtree.com/best-ever-no-cook-play-dough-recipe/>

## Notes for Parents

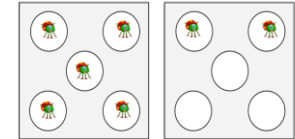
This will be the final newsletter of this half term. We hope you enjoyed our Number Day, it was lovely to see so many parents. Parents' evening are Wednesday and Thursday next week. We hope to start our trips to the lakes shortly, for this to happen we are reliant on volunteers. If you would like to volunteer please request a pack from reception.

**Have a great weekend!**

**The Foundation Team**

## Maths

In maths this week we were introduced to a die frame and the children explored the composition of 6 and 7 by using a double die frame. We used the nursery rhyme 5 little aliens as a starting point and then went on to extend the rhyme with more little aliens.



## Understanding the World

This week as well as continuing Chinese New Year celebrations we revisited floating and sinking. We noticed that the water level rises when you put something in it. We learnt that this was called displacement and objects that float were buoyant. We also observed that a ball of dough sinks but when made into a boat shape it floats.

The children were incredibly sensible when we did the NSPCC pants lesson. You can watch the Pantasaurus song using the following link:

[https://www.youtube.com > watch](https://www.youtube.com/watch?v=...)  
[The Pantasaurus Song | Talk PANTS with NSPCC ... – YouTube](https://www.youtube.com/watch?v=...)

## Expressive Arts and Design

We had great fun in P.E doing a Chinese new year parade! We learnt how to use the glue gun safely and the children have been creating a variety of junk material models.

Please get your child to practise sounding out these words. If your child is struggling to read the words please sound it out for them, read the word to them and then get them to repeat it. E.g. j-a-zz then say sat. It is important that your child looks for any digraphs before sounding out the word.

sigh  
• •

light  
• • •

loaf  
• • •

road  
• • •

zoo  
• •

boot  
• • •

might  
• • •

right  
• • •

soap  
• • •

oak  
• •

hoof  
• • •

zoom  
• • •

night  
• • •

sight  
• • •

toad  
• • •

foal  
• • •

good  
• • •

book  
• • •

fight  
• • •

tight  
• • •

boatman  
• • • • •

too  
• •

took  
• • •

wood  
• • •

## Be the Teacher Timetable

Date	Child	Date	Child
Friday 14 <sup>th</sup> Feb	Mazie	Friday 9 <sup>th</sup> May	Laycee
Friday 28 <sup>th</sup> Feb	Lilly	Friday 16 <sup>th</sup> May	Jake
Friday 7 <sup>th</sup> March	Edric	Friday 23 <sup>rd</sup> May	Tabby
Friday 14 <sup>th</sup> March	Annie	Friday 6 <sup>th</sup> June	Kemal
Friday 21 <sup>st</sup> March	Ella	Friday 13 <sup>th</sup> June	Willow
Friday 28 <sup>th</sup> March	Chester	Friday 20 <sup>th</sup> June	Lottie
Friday 25 <sup>th</sup> April	Prim	Friday 27 <sup>th</sup> June	Cody
Friday 2 <sup>nd</sup> May	Ignacy		