


FS Newsletter

Friday 15th November 2024

Communication and Language

Stories and books we have enjoyed this week!



Literacy

Our focus story this week was The Pea and the Princess. We thought of our own sentences related to the story and what a character was doing. In drawing club we drew one of the characters and then later in the week we invented a new way for the princess to get down from a bed of twenty mattresses. New vocabulary included; velvety, important, pestering, immediately, glum, properly, furious and desperately. In phonics this week we have learnt the last few sounds in phase 2: h, b, f, ff, l, ll and ss. We will now be consolidating our knowledge and working on blending and segmenting skills.

At home you could try:

- Setting up a picnic with toys and finding an equal amount of accessories for them e.g. 3 toys with 3, plates, cups, spoons etc – how do they know they have enough things?
- Reading the words attached and spotting sounds when out and about.
- Practicing forming the letters shapes
- Practicing doing the zip up on their coat

Notes for Parents

We have had a super week! The children were excited to hear that we will be performing a Christmas Nativity towards the end of term. We will be doing two performances, one on the 10th Dec and another on the 12th Dec. Play parts, lines and costume slips will be sent out next week, so please look out for them!

Please check the 'Be the Teacher' time table to see when it is your child's slot.

Have a great weekend

The Foundation Team

Maths

This week's activities have focused on comparing quantities. The children have been comparing the number of objects in 2 sets by matching them 1:1. They have been using the language of 'more than', 'fewer than' and 'an equal number' to describe how many objects there are in each set.



Understanding the World

In PSED the children have been thinking about things that are the same and different about us. We discussed what's good about us not being the same and celebrated our differences.

This week we have been finding out about our King and Queen and looking at some of the residences that they stay in.

Expressive Arts and Design

The children have continued to create their own junk models and art work. We have also been learning our Christmas songs!

Be the Teacher Timetable

Date	Child	Date	Child
Friday 22 nd Nov	Evie	Friday 14 th March	Annie
Friday 29 th Nov	Amiyah	Friday 21 st March	Ella
Friday 6 th Dec	Grayson	Friday 28 th March	Chester
Friday 13 th Dec	Freya	Friday 25 th April	Prim
Friday 10 th Jan	Atticus	Friday 2 nd May	Ignacy
Friday 17 th Jan	Oscar	Friday 9 th May	Laycee
Friday 24 th Jan	Henry B	Friday 16 th May	Jake
Friday 31 st Jan	Olivia	Friday 23 rd May	Tabby
Friday 7 th Feb	Isabella	Friday 6 th June	Kemal
Friday 14 th Feb	Mazie	Friday 13 th June	Willow
Friday 28 th Feb	Lilly	Friday 20 th June	Lottie
Friday 7 th March	Edric	Friday 27 th June	Cody

*I
to
no*

*the
into
go*

Encourage your child to sound out each word and then blend to read the word e.g a-t at, d-i-g dig
If your child struggles with this then model sounding out and blending and get them to repeat it back, sounding out first.

hat

Phase 2 flash words - Set 1- 4 sounds

hack

Phase 2 flash words - Set 1- 4 sounds

lot

Phase 2 flash words - Set 1- 4 sounds

bell

Phase 2 flash words - Set 1- 4 sounds

back

Phase 2 flash words - Set 1- 4 sounds

bed

Phase 2 flash words - Set 1- 4 sounds

boss

Phase 2 flash words - Set 1- 4 sounds

fusspot

Phase 2 flash words - Set 1- 4 sounds

fan

Phase 2 flash words - Set 1- 4 sounds

off

Phase 2 flash words - Set 1- 4 sounds

hut

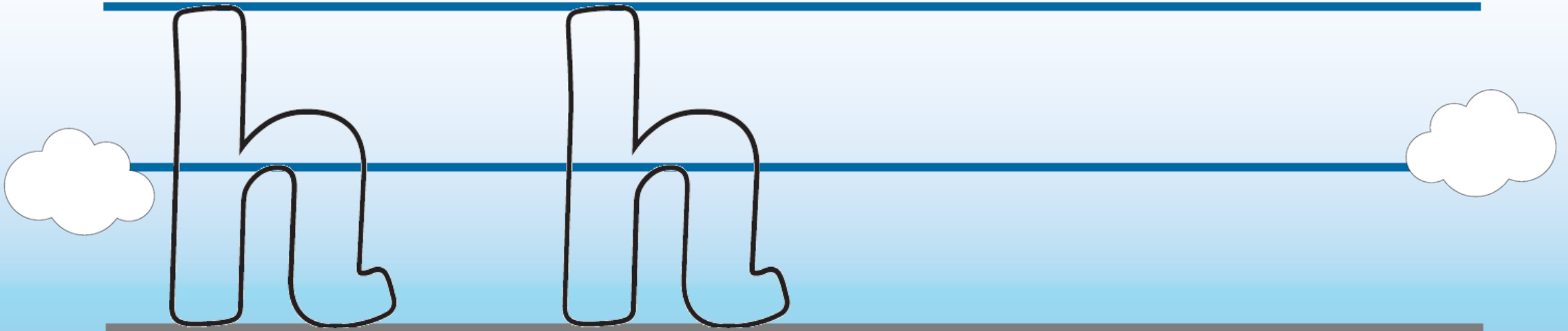
Phase 2 flash words - Set 1- 4 sounds

leg

Phase 2 flash words - Set 1- 4 sounds

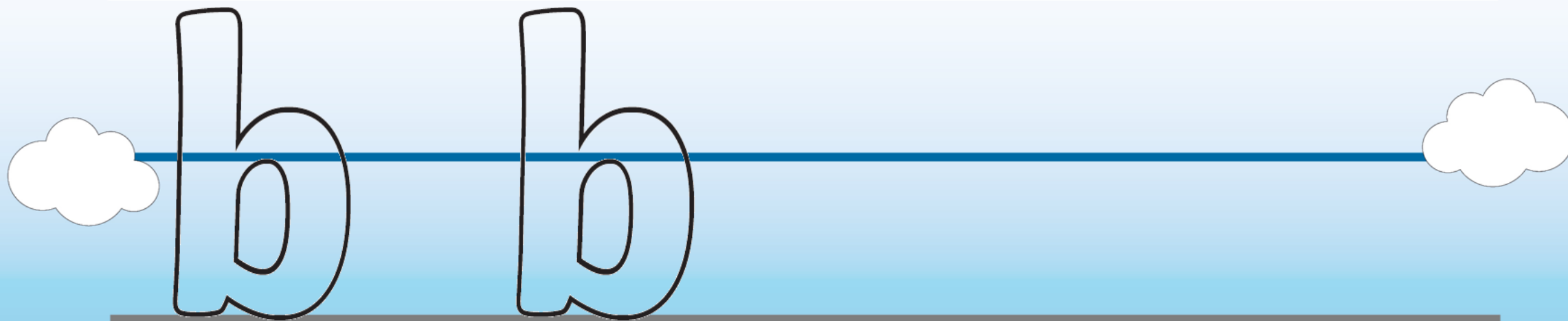
Lower case h formation patter - start in the sky- straight down to the runway, up to the middle, over and flick

h



Start in the sky- straight down to the runway, up to the middle, round to the bottom

b



Start in the clouds- over the top, straight down, below the runway, curl it round, lift your pencil to the clouds and fly across

f



A large writing area with a light blue gradient background. It features three horizontal lines: a top blue line, a middle blue line, and a bottom grey line. Two white clouds are positioned on the middle blue line, one on the left and one on the right. Two large, hollow lowercase 'f' characters are placed between the middle and bottom lines, one on the left and one on the right, for tracing practice.

Start in the sky- straight down to the runway and give it a curl

