



FS Newsletter

Friday 7th November 2024

Communication and Language

Stories and books we have enjoyed this week!



Literacy

Our focus story this week was The Prince and the Pea. We thought of our own sentences to say what a character was doing. In drawing club we drew one of the characters and then later in the week we thought of a new character for Prince Freddie to meet. New vocabulary included; Slurping, charged, sensation, tarnished, boulder, awkward, privilege and drawbridge. In phonics this week we have learnt 5 new sounds and two more tricky words.

At home you could try:

- Retelling the story of Rama and Sita
<https://www.bbc.co.uk/cbeebies/stories/lets-celebrate-diwaliperformance>
- Spotting numbers to 5 and creating collections of 5 objects.
- Reading the words attached and spotting sounds when out and about.
- Continue to practice getting dressed, putting on coats and doing the zip up.

Notes for Parents

We hope you had a great half term, it was lovely to welcome the children back. We have had a very busy week! On Tuesday we visited the 'life bus' and met Harold the Giraffe, who taught us about different parts of our body and how to stay healthy. The children had great fun speaking to Harold on the phone giving him advice of things to do when he felt a little sad.

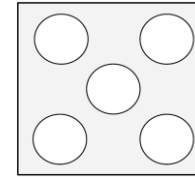
Please check the 'Be the Teacher' time table to see when it is your child's slot.

Have a great weekend

The Foundation Team

Maths

A key focus this week has been deepening the children's understanding of 5 as a quantity by linking the number itself to the 5 fingers on one hand. The children explored ways to represent numbers to 5 using both their fingers and the Hungarian number pattern.



Understanding the World

In PSED the children have been thinking about what makes us special and we joined in with Harold's song 'I'm special, you're special.

We have also been looking at Diwali, the festival of light and how people celebrate it.

Finally we learnt about how Guy Fawkes and his friends plotted against the king and tried to blow up the Houses of Parliament.

Expressive Arts and Design

We moulded our own Diva lamps from clay and then decorated them with paint.

We have also enjoyed learning some Bollywood dance moves!

Be the Teacher Timetable

Date	Child	Date	Child
Friday 15 th Nov	Teddy	Friday 14 th March	Annie
Friday 22 nd Nov	Evie	Friday 21 st March	Ella
Friday 29 th Nov	Amiyah	Friday 28 th March	Chester
Friday 6 th Dec	Grayson	Friday 25 th April	Prim
Friday 13 th Dec	Freya	Friday 2 nd May	Ignacy
Friday 10 th Jan	Atticus	Friday 9 th May	Laycee
Friday 17 th Jan	Oscar	Friday 16 th May	Jake
Friday 24 th Jan	Henry B	Friday 23 rd May	Tabby
Friday 31 st Jan	Olivia	Friday 6 th June	Kemal
Friday 7 th Feb	Isabella	Friday 13 th June	Willow
Friday 14 th Feb	Mazie	Friday 20 th June	Lottie
Friday 28 th Feb	Lilly	Friday 27 th June	Cody
Friday 7 th March	Edric		

Encourage your child to sound out each word and then blend to read the word e.g a-t at, d-i-g dig
If your child struggles with this then model sounding out and blending and get them to repeat it back, sounding out first.

cod

Phase 2 flash words - Set 1- 3 sounds

kid

Phase 2 flash words - Set 1- 3 sounds

tuck

Phase 2 flash words - Set 1- 3 sounds

sunset

Phase 2 flash words - Set 1- 3 sounds

kick

Phase 2 flash words - Set 1- 3 sounds

dock

Phase 2 flash words - Set 1- 3 sounds

rip

Phase 2 flash words - Set 1- 3 sounds

rat

Phase 2 flash words - Set 1- 3 sounds

peg

Phase 2 flash words - Set 1- 3 sounds

neck

Phase 2 flash words - Set 1- 3 sounds

rug

Phase 2 flash words - Set 1- 3 sounds

rocket

Phase 2 flash words - Set 1- 3 sounds

I
to
no

the
into
go

Start in the clouds- over the top and round

C




C

C

Start in the sky- straight down to the runway, pencil off, start in the clouds down to the middle, kick out to the runway

k



Start in the clouds- over the top and round
Start in the sky- straight down to the runway, pencil off, start in
the clouds down to the middle, kick out to the runway

ck



ck



Lower case e letter formation patter - start in the clouds- across, over and round to the runway.

e



e

e



Lower case u letter formation patten - start in the clouds- down to the runway, round, up, down to the runway, flick

u



u

u



Lower case r letter formation patter - start in the clouds- down to the runway, up and over

r



A large blue gradient area containing a handwriting practice grid. The grid consists of three horizontal lines: a top blue line, a middle blue line, and a bottom grey line. Two white clouds are positioned on the middle blue line, one on the left and one on the right. Two lowercase 'r' characters are drawn in black outline between the middle and bottom lines. The first 'r' starts at the left cloud, goes down to the bottom line, then up and over the middle line. The second 'r' starts at the right cloud, goes down to the bottom line, then up and over the middle line.