


# FS Newsletter

Friday 13<sup>th</sup> December 2024

Dear Parents and Carers,

The children have worked incredibly hard this week polishing their performance on stage. We are so very proud of them and hope you are too! Thank you for all your support and for their fantastic outfits! They were so excited to show them off at the beginning of the week. Thank you also for your generosity in our collection, we look forward to hatching eggs just after Easter.



The children put their phonics skills into practice this week by writing about their part in the play. It has been lovely to see the progress they have made since starting school.

In phonics we have started the phase 3 sounds. We will be sending home some small phase 3 sound cards, a set with pictures and a set without, in their reading wallets.

**Wishing you all a Merry Christmas and a Happy New Year!**

**The Foundation Stage team**

It has really felt like Christmas at school this week as we busily made Christmas crafts and enjoyed our Christmas dinner on Wednesday. On Thursday the children enjoyed an hilarious pantomime in the school hall.

We have also been looking at the story behind Christmas, the birth of Jesus and the importance of this for Christians. We compared the celebrations of Jesus' birth with our own birthday celebrations and thought about the similarities and differences.

This will be the final newsletter of the year. Library books have now been collected, but if you still have one at home please return it next week. We are looking forward to going to the church on Monday 16<sup>th</sup> December and joining the rest of the school for a church service. On Wednesday we will be having our class party, children should bring their party clothes to school ready to change into after lunch. There will be **no Wellie Wednesday**.

On Thursday, don't forget that we will be finishing at **1.35pm**.

**During the Christmas holiday you could try**

**EYFS:**

- Practising number bonds for 3, 4 and 5.
- Practising writing your name, forming the letters correctly and the sounds we have learnt so far. You could make your Christmas list by writing the sounds you can hear in words.
- Continuing to read your reading book.
- Continue to practice putting up and zipping up coats.

### Be the Teacher Timetable

Date	Child	Date	Child
Friday 10 <sup>th</sup> Jan	Atticus	Friday 28 <sup>th</sup> March	Chester
Friday 17 <sup>th</sup> Jan	Oscar	Friday 25 <sup>th</sup> April	Prim
Friday 24 <sup>th</sup> Jan	Henry B	Friday 2 <sup>nd</sup> May	Ignacy
Friday 31 <sup>st</sup> Jan	Olivia	Friday 9 <sup>th</sup> May	Laycee
Friday 7 <sup>th</sup> Feb	Isabella	Friday 16 <sup>th</sup> May	Jake
Friday 14 <sup>th</sup> Feb	Mazie	Friday 23 <sup>rd</sup> May	Tabby
Friday 28 <sup>th</sup> Feb	Lilly	Friday 6 <sup>th</sup> June	Kemal
Friday 7 <sup>th</sup> March	Edric	Friday 13 <sup>th</sup> June	Willow
Friday 14 <sup>th</sup> March	Annie	Friday 20 <sup>th</sup> June	Lottie
Friday 21 <sup>st</sup> March	Ella	Friday 27 <sup>th</sup> June	Cody

I

the

to

into

no

go

ie 2 Tricky words

he

she

jam

Phase 3 flash words - Set 1

jet

Phase 3 flash words - Set 1

jog

Phase 3 flash words - Set 1

Jill

Phase 3 flash words - Set 1

van

Phase 3 flash words - Set 1

vet

Phase 3 flash words - Set 1

web

Phase 3 flash words - Set 1

wig

Phase 3 flash words - Set 1

mix

Phase 3 flash words - Set 1

box

Phase 3 flash words - Set 1

yet

Phase 3 flash words - Set 1

yell

Phase 3 flash words - Set 1

Start in the clouds- straight down, below the runway, curl it round, give it a dot in the cloud.

**j**




Start in the clouds- down to the runway, up to the clouds.

V



V

V




Start in the clouds- down to the runway, up to the clouds.

W



A large rectangular area with a light blue background, representing a sky. It contains three horizontal blue lines. The top line is the highest. The middle line is lower. The bottom line is the lowest. Two white clouds are positioned on the middle line, one on the left and one on the right. Two large, outlined letters 'W' are positioned on the middle line, one on the left and one on the right. A dark grey horizontal line is positioned just above the bottom blue line.



Start in the clouds- across to the runway, lift the pencil off, back to the clouds and across to the runway.





Start in the clouds- down to the runway, round, up to the clouds, down below the runway, give it a curl.

y



y y